

# Technical Data Sheet



## Burdett's Lilycan Toppings

Burdett's Lilycan Toppings are a low-cost, attractive blue/brown paving material consisting of crushed limestone gravel.

Lilycan Toppings are a suitable substitute for ordinary gravel.

Lilycan Toppings have a natural adhesion quality which provides good binding characteristics and makes it suitable for use even on steep surfaces.


Lilycan Toppings can also be used as a landscaping feature, providing a durable, low-maintenance finish for gardens with a low water demand.

Lilycan Toppings are easy to lay. Even with limited previous experience, a professional looking path, driveway or courtyard can be installed.

Lilycan Toppings remain flexible and can be dug up and re-laid to look like new.

- Please refer overleaf for detailed laying instructions

**Note:** Colour and sizing may vary slightly as this is a natural product.



**Head Office- Accounts:**

**Ph:** 9789 8266 **Fax:** 8790 8713

**Bulk Orders:**

[orders@burdett.com.au](mailto:orders@burdett.com.au)

**Ph:** 5990 4700 (Option 1)

**Sales Enquiries/Quotes:**

[phil@burdett.com.au](mailto:phil@burdett.com.au)

**Ph:** 0477 661 179

IMPORTANT NOTICE: Above information is based on past test results and experience and is provided in good faith for assessment purposes only. This does not constitute a warranty made by any of the members of the Burdett Group. As Burdett's has no influence on the way in which these products are handled and used, we do not take any responsibility in this respect. You cannot rely solely upon this information to determine appropriate product use and must engage suitably qualified consultants to advise whether the product is fit for your end use.

# How to Lay Lilycan Toppings

## How much do you need?






As a rough guide, 1 cubic metre of compacted Lilycan Toppings will cover approximately 10 square metres at a depth of 75mm

## How thick should you lay Lilycan Toppings?

We recommend a minimum thickness of 75mm if being laid on stable ground. However best results are achieved when limestone crushed rock is used as the base material.

**Note: it is important to compact both layers separately**

## Detailed Instructions

-  Dig out the required area to a depth of 75mm
-  Slightly dampen the Lilycan Toppings and spread evenly with a shovel
-  Smooth out with an even surface such as the back of a rake
-  Water lightly
-  Compact with a vibration plate or a roller

## Notes:

- Avoid using a rake as the prongs will dislodge coarse materials, leaving an unsightly surface.
- If your pavement is hard up against a garden bed, we recommend using a border of timber, pre-cast concrete or rockwork.
- If laying a steep driveway, build up the centre slightly, allowing for rainwater to run off and protecting the surface.

IMPORTANT NOTICE: Above information is based on past test results and experience and is provided in good faith for assessment purposes only. This does not constitute a warranty made by any of the members of the Burdett Group. As Burdett's has no influence on the way in which these products are handled and used, we do not take any responsibility in this respect. You cannot rely solely upon this information to determine appropriate product use and must engage suitably qualified consultants to advise whether the product is fit for your end use.